

**Preferred Parts for  
Network Infrastructure**



**ASEAN**

# Network Infrastructure

Today's networks support ever-expanding converged applications for voice, data, and video, as well as functions such as intelligent lighting, security, safety systems, and more. Panduit™ provides the industry's most comprehensive and holistic portfolio of products and services that enable sustainable, energy-efficient enterprises. Innovative design features provide easy installation, reduced maintenance costs, and improved network reliability and flexibility. This catalog features the preferred offering for both physical infrastructure and the intelligence to solve the most challenging business problems customers face as they connect multiple systems that span from the Enterprise to the Data Center and across the Manufacturing floor. For the complete offering, please contact your local Panduit representative or visit us at [www.panduit.com](http://www.panduit.com).

## Table of Contents

### Enterprise

Copper Cable	3
RJ45 Jack Module	3
Patch Panels, Kits and Accessories	4
Field Term RJ45 Plug	4
RJ45 Patch Cords	5
Faceplate	6
Blank Modules	6
Fiber Optic Cable – Indoor	6
Fiber Optic Cable – Indoor/Outdoor	6
Fiber Optic Cable – Outdoor	7
Fiber Patch Cords	7
Fiber Enclosures	7
Fiber Adapter Modules and Panels	8
Fiber Pigtail Sets	8
Cabinets	8
Racks, Shelves and Accessories	9
Cable Managers	9
Cable Manager Capacity Chart	10
Blanking Panels	10
Labeling	11
Copper Tools and Accessories	11

### Data Centre


OM4/OS2 12-Fiber MPO-LC Cassette	12
OM4/OS2 12-Fiber PanMPO™ Trunk Assemblies	12
OM4/OS2 12-Fiber PanMPO™ Interconnect	12
New PanMPO™ Fiber Connector	13
10G to 40G/100G Migration	13
10G Method B with PanMPO™	13
QuickNet™ Cassette Patch Panels	14
QuickNet™ Accessories	14
HD Flex™ Fibre Cabling System Panels	14
HD Flex™ Cable Managers	14
OM4 Uniboot Duplex LC Patch Cords	15
OS2 Uniboot Duplex LC Patch Cords	15
Category 6A Patch Cords	15
Security Devices	16
Cabinets	16
ES2P Power Distribution Units (PDUs)	17
Wire Basket Overhead Cable Tray Routing System	17
FiberRunner™ System	18
Cable Ties and Bundling	19
Cable Accessories	19
Panduit Certification Plus <sup>SM</sup> System Warranty	20
Panduit Technology Blog	23

## Enterprise

### Copper Cable



PUL6AHD04BU-EG



PUC6C04BU-C

Part Number	Description	UOM	MOQ
<b>Unshielded</b>			
PUL6AHD04BU-EG	Category 6A VariMaTriX HD, U/UTP cable, 23 AWG, Blue, LSZH, 305m.	Reel	24
PUC6C04BU-FE	Category 6 U/UTP cable, 24 AWG, Blue, CM, 305m.	Box	24
PUC6004BU-FE	Category 6 U/UTP cable, 23 AWG, Blue, CM, 305m.	Box	24
<b>Shielded</b>			
PFL6X04BU-CEG	Category 6A F/UTP cable, 23 AWG, Blue, LSZH, 305m.	Reel	18
PFC6004BU-G	Category 6 F/UTP cable, 23 AWG, Blue, CM, 305m.	Reel	12

Note: F/UTP means Foil around Unshielded Twisted Pairs = shielded cable.  
LSZH means Low Smoke Zero Halogen.

### RJ45 Jack Module



CJ6X88TGBL



CJS6X88TGY

Part Number	Description	Std. Pkg. Qty.	Std. Ctn. Qty.
<b>Unshielded</b>			
CJ6X88TG**	Category 6A RJ45 UTP Mini-Com™ Jack.	1	50
CJLR6X88TG**	Category 6A RJ45 UTP Mini-Com™ Jack, 45 degree left/right termination cap.	1	50
CJUD6X88TG**	Category 6A RJ45 UTP Mini-Com™ Jack, 45 degree up/down termination cap.	1	50
<b>Shielded</b>			
CJ688TG**	Category 6 RJ45 UTP Mini-Com™ Jack.	1	50
CJLR688TG**	Category 6 RJ45 UTP Mini-Com™ Jack, 45 degree left/right termination cap.	1	50
CJUD688TG**	Category 6 RJ45 UTP Mini-Com™ Jack, 45 degree up/down termination cap.	1	50
CJS6X88TGY	Category 6A RJ45 shielded Mini-Com™ Jack, Black.	1	50

\*\* Denotes jack colour.

BL = black, BU = blue, IW = international white, RD = red, GR = green, YL = yellow  
Contact Customer Service for other colours and bulk packs.

#### TERMINATION CAP

##### LEFT/RIGHT

CJLRCAPBU-X	Category 6A 45° angled left/right TG wire cap, Blue.	10	100
CJLRCAPIW-X	Category 6 45° angled left/right TG wire cap, International White.	10	100
CJSLRCAPBU-X	Category 6A shielded 45° angled left/right TG wire cap, Blue.	10	100

##### UP/DOWN

CJUDCAPBU-X	Category 6A 45° angled up/down TG wire cap, Blue.	10	100
CJUDCAPIW-X	Category 6 45° angled up/down TG wire cap, International White.	10	100
CJSUDCAPBU-X	Category 6A shielded 45° angled up/down TG wire cap, Blue.	10	100
CPUDCAPBL-X	Category 6A 45° angled up/down wire cap for Field Term Plug.	10	100

Contact Customer Service for part number information for RJ45 jack modules with 45 degree angled termination caps, additional colours and bulk packs.



CJLRCAPBU-X



CJUDCAPBU-X

## Enterprise

### Patch Panels, Kits and Accessories



CPPL24WBLY



CPPLA24WBLY



CPP48HDWBLY



CPPLA48WBLY



CPPA48HDWBLY



SRB19BLY

Part Number	Description	Std. Pkg. Qty.	Std. Ctn. Qty.
<b>Modular</b>			
CPPL24WBLY	24-port patch panel with labels, with six CFFPL4 faceplates.	1	10
CPPLA24WBLY	24-port angled patch panel with labels, with six CFFPL4 faceplates.	1	10
CPPL48WBLY	48-port angled patch panel with labels, with twelve CFFPL4 faceplates.	1	10
CPPLA48WBLY	48-port patch panel with labels, with twelve CFFPL4 faceplates.	1	10
CPP48HDWBLY	48-port high-density patch panel, with rear-mounted faceplates.	1	10
CPPA48HDWBLY	48-port angled high-density patch panel, with rear-mounted faceplates.	1	10
CP24BLY	24-port all-metal shielded patch panel.	1	10
CPA24BLY	24-port angled all-metal shielded patch panel.	1	10
<b>Strain Relief</b>			
SRB19BLY	Strain relief bar.	1	10

### Field Term RJ45 Plug



FP6X88MTG



FPUD6X88MTG

Part Number	Description	Std. Pkg. Qty.	Std. Ctn. Qty.
<b>Straight Cable Entry</b>			
FP6X88MTG	Category 6A UTP field term RJ45 plug.	1	50
FP6X88MTG-X	Category 6A UTP field term RJ45 plug, package of ten.	10	100
<b>Angled Cable Entry</b>			
FPUD6X88MTG	Category 6A UTP angled field term RJ45 plug.	1	50
FPUD6X88MTG-X	Category 6A UTP angled field term RJ45 plug, package of ten.	10	100
<b>Straight Cable Entry – Shielded</b>			
FPS6X88MTG	Category 6A shielded field term RJ45 plug.	1	50
FPS6X88MTG-X	Category 6A shielded field term RJ45 plug, package of ten.	10	100
<b>Test Cord</b>			
FP6X88TC	Field term RJ45 plug test cord, Red, 1 metre.	1	1

## Enterprise RJ45 Patch Cords



Part Number	Description	Std. Pkg. Qty.	Std. Ctn. Qty.
<b>Category 6A 28 AWG</b>			
UTP28X6IN**	Category 6A 28 AWG patch cord, CM/LSZH, 150mm.	1	10
UTP28X8IN**	Category 6A 28 AWG patch cord, CM/LSZH, 200mm.	1	10
UTP28X1M**	Category 6A 28 AWG patch cord, CM/LSZH, 1m.	1	10
UTP28X2M**	Category 6A 28 AWG patch cord, CM/LSZH, 2m.	1	10
UTP28X3M**	Category 6A 28 AWG patch cord, CM/LSZH, 3m.	1	10

\*\* Denotes jacket colour.

BU = blue, blank = white, RD = red, GR = green, YL = yellow



Part Number	Description	Std. Pkg. Qty.	Std. Ctn. Qty.
<b>Category 6A 28 AWG Shielded</b>			
STP28X0.2M**	Category 6A 28 AWG, F/UTP patch cord, CM/LSZH, 200mm.	1	10
STP28X1M**	Category 6A 28 AWG, F/UTP patch cord, CM/LSZH, 1m.	1	10
STP28X2M**	Category 6A 28 AWG, F/UTP patch cord, CM/LSZH, 2m.	1	10
STP28X3M**	Category 6A 28 AWG, F/UTP patch cord, CM/LSZH, 3m.	1	10

\*\* Denotes jacket colour.

BU = blue, IG = gray, RD = red, GR = green, YL = yellow



Part Number	Description	Std. Pkg. Qty.	Std. Ctn. Qty.
<b>Category 6 28 AWG</b>			
UTP28SP6IN**	Category 6 UTP 28 AWG patch cord, CM/LSZH, 150mm.	1	10
UTP28SP8IN**	Category 6 UTP 28 AWG patch cord, CM/LSZH, 200mm.	1	10
UTP28SP1M**	Category 6 UTP 28 AWG patch cord, CM/LSZH, 1m.	1	10
UTP28SP2M**	Category 6 UTP 28 AWG patch cord, CM/LSZH, 2m.	1	10
UTP28SP3M**	Category 6 UTP 28 AWG patch cord, CM/LSZH, 3m.	1	10

\*\* Denotes jacket colour.

BU = blue, IG = gray, RD = red, GR = green, YL = yellow

Contact Customer Service for other colours and lengths.

## Enterprise Faceplate



CFP2IW



CFP86S2IWY

Part Number	Description	Std. Pkg. Qty.	Std. Ctn. Qty.
CFP1IW	1-port classic vertical faceplate, Off White.	1	10
CFP2IW	2-port classic vertical faceplate, Off White.	1	10
CFPE1IWY	1-port executive vertical faceplate with labels, Off White.	1	10
CFPE2IWY	2-port executive vertical faceplate with labels, Off White.	1	10
CFP86S2IWY	2-port 86×86 sloped faceplate, Off White.	1	10
CFP86S4IWY	4-port 86×86 sloped faceplate, Off White.	1	10
CFPUKS2SIWY	2-port 86×86 sloped shuttered faceplate, Off White.	1	10
CFFPL4WH	4-port furniture faceplate, standard opening, Off White.	1	10

## Blank Modules



CMBIW-X

Part Number	Description	Std. Pkg. Qty.	Std. Ctn. Qty.
CMBBL-X	Mini-Com™ 1-port Blank Module, Black.	10	50
CMBIW-X	Mini-Com™ 1-port Blank Module, Off White.	10	50

Contact Panduit Customer Service for other colours.

## Fiber Optic Cable – Indoor



Part Number	Description	UOM	MOQ
FLDLZ06Y	6-fiber, OM4, LSZH, indoor distribution.	Metre	1000
FLDLZ12Y	12-fiber, OM4, LSZH, indoor distribution.	Metre	1000
FLDL906Y	6-fiber, OS2, LSZH, indoor distribution.	Metre	1000
FLDL912Y	12-fiber, OS2, LSZH, indoor distribution.	Metre	1000

## Fiber Optic Cable – Indoor/Outdoor



FLKLZ06



FLRL924



FL7L924

Part Number	Description	UOM	MOQ
<b>Tight Buffered</b>			
FLKLZ06	6-fiber, OM4, LSZH, tight buffered.	Metre	1000
FLKLZ12	12-fiber, OM4, LSZH, tight buffered.	Metre	1000
FLKLZ24	24-fiber, OM4, LSZH, tight buffered.	Metre	1000
FLKL906	6-fiber, OS2, LSZH, tight buffered.	Metre	1000
FLKL912	12-fiber, OS2, LSZH, tight buffered.	Metre	1000
FLKL924	24-fiber, OS2, LSZH, tight buffered.	Metre	1000
<b>Loose Tube</b>			
FLRL924	24-fiber, OS2, LSZH, loose tube.	Metre	1000
FLRL948	48-fiber, OS2, LSZH, loose tube.	Metre	1000
FLRL996	96-fiber, OS2, LSZH, loose tube.	Metre	1000
FLRLZ24	24-fiber, OM4, LSZH, loose tube.	Metre	1000
FLRLZ48	48-fiber, OM4, LSZH, loose tube.	Metre	1000
FLRLZ96	96-fiber, OM4, LSZH, loose tube.	Metre	1000
<b>Armoured Loose Tube</b>			
FL7L924	24-fiber, OS2, LSZH, armoured loose tube.	Metre	1000
FL7L948	48-fiber, OS2, LSZH, armoured loose tube.	Metre	1000
FL7L996	96-fiber, OS2, LSZH, armoured loose tube.	Metre	1000
FL7LZ24	24-fiber, OM4, LSZH, armoured loose tube.	Metre	1000
FL7LZ48	48-fiber, OM4, LSZH, armoured loose tube.	Metre	1000
FL7LZ96	96-fiber, OM4, LSZH, armoured loose tube.	Metre	1000

## Enterprise

### Fiber Optic Cable – Outdoor



Part Number	Description	UOM	MOQ
<b>FLSNZ12</b>	12-fiber, OM4, loose tube, armoured outside plant.	Metre	1000
<b>FLSNZ24</b>	24-fiber, OM4, loose tube, armoured outside plant.	Metre	1000
<b>FLSN912</b>	12-fiber, OS2, loose tube, armoured outside plant.	Metre	1000
<b>FLSN924</b>	24-fiber, OS2, loose tube, armoured outside plant.	Metre	1000

### Fiber Patch Cords



**FZ2ELLNLNSNM001**



**FZ23LSNSNSNM001**

Part Number	Description	Std. Pkg. Qty.	Std. Ctn. Qty.
<b>FZ2ELLNLNSNM001</b>	LC OM4, 1.6mm LSZH jacket duplex patch cord, 1m.	1	10
<b>FZ2ELLNLNSNM002</b>	LC OM4, 1.6mm LSZH jacket duplex patch cord, 2m.	1	10
<b>FZ2ELLNLNSNM003</b>	LC OM4, 1.6mm LSZH jacket duplex patch cord, 3m.	1	10
<b>FZ2ELLNLNSNM005</b>	LC OM4, 1.6mm LSZH jacket duplex patch cord, 5m.	1	10
<b>F92ELLNLNSNM001</b>	LC OS2, 1.6mm LSZH jacket duplex patch cord, 1m.	1	10
<b>F92ELLNLNSNM002</b>	LC OS2, 1.6mm LSZH jacket duplex patch cord, 2m.	1	10
<b>F92ELLNLNSNM003</b>	LC OS2, 1.6mm LSZH jacket duplex patch cord, 3m.	1	10
<b>F92ELLNLNSNM005</b>	LC OS2, 1.6mm LSZH jacket duplex patch cord, 5m.	1	10
<b>FZ23LSNSNSNM001</b>	SC OM4, 3mm LSZH jacket duplex patch cord, 1m.	1	10
<b>FZ23LSNSNSNM002</b>	SC OM4, 3mm LSZH jacket duplex patch cord, 2m.	1	10
<b>FZ23LSNSNSNM003</b>	SC OM4, 3mm LSZH jacket duplex patch cord, 3m.	1	10
<b>FZ23LSNSNSNM005</b>	SC OM4, 3mm LSZH jacket duplex patch cord, 5m.	1	10
<b>F923LSNSNSNM001</b>	SC OS2, 3mm LSZH jacket duplex patch cord, 1m.	1	10
<b>F923LSNSNSNM002</b>	SC OS2, 3mm LSZH jacket duplex patch cord, 2m.	1	10
<b>F923LSNSNSNM003</b>	SC OS2, 3mm LSZH jacket duplex patch cord, 3m.	1	10
<b>F923LSNSNSNM005</b>	SC OS2, 3mm LSZH jacket duplex patch cord, 5m.	1	10

Contact Panduit Customer Service for other lengths.

### Fiber Enclosures



**FMT1**



**CFAPPMBL1**



**FRE1UBL**



**FWME2**



**FOSMF**

Part Number	Description	Std. Pkg. Qty.	Std. Ctn. Qty.
<b>FMT1</b>	Rack mount fiber tray, 1 RU. Use with 24-port modular patch panel and Mini-Com™ Adapter Modules OR CFAPPBL1 patch panel and fiber adapter panels.	1	1
<b>CFAPPMBL1</b>	Flat fiber patch pabel with front cable manager. Holds up to four fiber adapter panels.	1	1
<b>CFAPPBL1</b>	Flat fiber patch panel. Holds up to four fiber adapter panels.	1	1
<b>FRE1UBL</b>	Rack-mount fiber enclosure with sliding tray accepts four fiber adapter panels includes front cable manager.	1	1
<b>FWME2</b>	Wall mount enclosure accepts two fiber adapter panels or QuickNet™ Cassettes.	1	1
<b>FOSMF</b>	Fiber optic splice module, 24 fusion, for rack-mount enclosure.	1	1
<b>FSC24</b>	Fiber splice chip accommodates and protects up to 24 fusion splices, suits wall-mount or rack-mount enclosure.	1	1
<b>FOSP61-C</b>	60mm splice protector sleeve.	100	100

## Enterprise

### Fiber Adapter Modules and Panels



**CMDAQSCZBL**



**FAP6WAQDSCZ**

Part Number	Description	Std. Pkg. Qty.	Std. Ctn. Qty.
<b>Fiber Adapter Modules</b>			
<b>CMDAQSCZBL</b>	SC OM3/OM4 duplex (Aqua) adapter (Black) Mini-Com™ Module Assembly, zirconia.	1	10
<b>CMDBUSCZBU</b>	SC OS2 duplex (Blue) adapter (Blue) Mini-Com™ Module Assembly, zirconia.	1	10
<b>CMDSAQLCZBL</b>	LC OM3/OM4 duplex (Aqua) adapter (Black) Mini-Com™ Module Assembly, zirconia.	1	10
<b>CMDSLZCZBU</b>	LC OS2 duplex (Blue) adapter (Blue) Mini-Com™ Module Assembly, zirconia.	1	10

<b>Fiber Adapter Panels</b>			
<b>FAP6WAQDSCZ</b>	OM3/OM4 Fiber adapter panel with six SC duplex (Aqua) adapters, zirconia.	1	10
<b>FAP6WBUDSCZ</b>	OS2 Fiber adapter panel with six SC duplex (Blue) adapters, zirconia.	1	10
<b>FAP6WAQDLCZ</b>	OM3/OM4 Fiber adapter panel with six LC duplex (Aqua) adapters, zirconia.	1	10
<b>FAP6WBUDLCZ</b>	OS2 Fiber adapter panel with six LC duplex (Blue) adapters, zirconia.	1	10
<b>FAP12WBUDLCZ</b>	OS2 Fiber adapter panel with twelve LC duplex (Blue) adapters, zirconia.	1	10

### Fiber Pigtail Sets



**NKFPX1BN3NNM001**



**NKFPZ1BN1NNM001**

Part Number	Description	Std. Pkg. Qty.	Std. Ctn. Qty.
<b>NKFPX1BN3NNM001</b>	OM3 1-fiber, 900µm, buffered, SC to pigtail, 1m.	1	10
<b>NKFP91BN3NNM001</b>	OS2 1-fiber, 900µm buffered, SC to pigtail, 1m.	1	10
<b>NKFPZ1BN1NNM001</b>	OM4 1-fiber, 900µm, buffered, LC to pigtail, 1m.	1	10
<b>NKFP91BN1NNM001</b>	OS2 1-fiber, 900µm, LC to pigtail, 1m.	1	10
<b>NKFPZ1BN1NKM001</b>	OM4 1-fiber, 900µm, buffered, LC to pigtail, 1m, (colour coded set of 12).	1	25
<b>NKFP91BN1NKM001</b>	OS2 1-fiber, 900µm, buffered, LC to pigtail, 1m, (colour coded set of 12).	1	25

### Cabinets



**DAE8212BF**

Part Number	Description	Std. Pkg. Qty.	Std. Ctn. Qty.
<b>DAE8212BF</b>	42 RU 800mm wide × 1000mm deep, Black assembled cabinet with perforated front and rear doors, side panels, casters, PDU brackets and cable management fingers.	1	1
<b>DAE6212B</b>	42 RU 600mm wide × 1000mm deep, Black assembled cabinet with perforated front and rear doors, side panels, casters and PDU brackets.	1	1

Cabinets are also available 1200mm deep.

## Enterprise

### Racks, Shelves and Accessories



R4PCN



R2P

Part Number	Description	Std. Pkg. Qty.	Std. Ctn. Qty.
<b>Racks</b>			
R2P	2 post rack, 45 RU with threaded rails.	1	1
R4PCN	4 post rack, 45 RU with cage nut rails, 760mm deep.	1	1
<b>Shelves</b>			
SRM19FM1	Front mount shelf, 1 RU, 480mm deep.	1	1
RSHLF	Front and rear mount shelf, 1 RU, 760mm deep.	1	1
<b>Rack Accessories</b>			
S1224-C	#12-24 screws.	100	1000
CNWS1224-C	#12-24 cage nut with screws.	100	1000
CNWSM6-C	M6 cage nut with screws.	100	1000
R2PPDUB	PDU mounting kit, suits 2 post rack.	1	1
CVPDUB	PDU mounting kit, suits 4 post rack.	1	1
<b>Grounding</b>			
RGCBNJ660P22	Common bonding jumper with H-TAP - HTCT2-2-1 connector.	1	10
RGCBNJ660PY	Common bonding jumper with H-TAP - HTCT250-2-1 connector.	1	10
RGS134-1Y	Grounding strip for threaded rails.	1	10
RGS134B-1	Grounding strip for caged nut rails.	1	10
RGESDWS	ESD wrist strap with 6' coil cord, banana plug.	1	10
RGESD2-1	ESD port for threaded rail.	1	10
RGESD2B-1	ESD port for caged nut rail.	1	10
RGRB19U	Grounding bus bar for threaded rails.	1	10
RGRB19CN	Grounding bus bar for caged nut rails.	1	10
CNBK	Green bonding #12-24 cage nuts and bonding screws, (package of 50).	1	10
RGTBSG-C	Green thread-forming bonding screw, #12-24" x 1/2".	100	1000

### Cable Managers



NMF4



WMPSE



PR2VD12

Part Number	Description	Std. Pkg. Qty.	Std. Ctn. Qty.
<b>Horizontal Cable Managers</b>			
NMF2	NetManager™ Horizontal Cable Manager, high capacity, front only, 2 RU.	1	1
NMF4	NetManager™ Horizontal Cable Manager, high capacity, front only, 4 RU.	1	1
WMPSE	PatchLink™ Horizontal Cable Manager, front and rear, 1 RU.	1	1
WMP1E	PatchLink™ Horizontal Cable Manager, front and rear, 2 RU.	1	1
WMPFSE	PatchLink™ Horizontal Cable Manager, front only, 1 RU.	1	1
WMPF1E	PatchLink™ Horizontal Cable Manager, front only, 2 RU.	1	1
<b>Vertical Cable Managers</b>			
PR2VD06	PatchRunner™ 2 Vertical Cable Manager, front and rear, 45 RU, 6"W x 20.7"D, includes two metal dual-hinged doors.	1	—
PR2VD08	PatchRunner™ 2 Vertical Cable Manager, front and rear, 45 RU, 8"W x 20.7"D, includes two metal dual-hinged doors.	1	—
PR2VD12	PatchRunner™ 2 Vertical Cable Manager, front and rear, 45 RU, 12"W x 20.7"D, includes two metal dual-hinged doors.	1	—

PatchRunner™ 2 Vertical Cable Manager also available in White colour.

## Enterprise

### Cable Manager Capacity Chart

Part Number	Description	Front 30% fill				Rear 30% fill			
		Cat. 6A (28 AWG)	Cat. 6A-SD (26 AWG)	Cat. 6 (28 AWG)	Cat. 6 (24 AWG)	Cat. 6A (28 AWG)	Cat. 6A-SD (26 AWG)	Cat. 6 (28 AWG)	Cat. 6 (24 AWG)
<b>NMF4</b>	Horizontal cable manager high capacity front only, 4 RU.	271	166	414	166	—	—	—	—
<b>WMPSE</b>	PatchLink™ Horizontal Cable Manager, front and rear, 1 RU.	39	23	59	23	70	43	107	43
<b>WMP1E</b>	PatchLink™ Horizontal Cable Manager, front and rear, 2 RU.	84	52	129	52	118	72	180	72
<b>WMPFSE</b>	PatchLink™ Horizontal Cable Manager, front only, 1 RU.	39	23	59	23	—	—	—	—
<b>WMPF1E</b>	PatchLink™ Horizontal Cable Manager, front only, 2 RU.	84	52	129	52	—	—	—	—
<b>PR2VD06</b>	PatchRunner™ Dual-Sided Vertical Cable Manager, 150mm wide.	503	298	769	308	304	180	465	186
<b>PR2VD08</b>	PatchRunner™ Dual-Sided Vertical Cable Manager, 200mm wide.	710	421	1087	436	443	263	678	271
<b>PR2VD12</b>	PatchRunner™ Dual-Sided Vertical Cable Manager, 300mm wide.	1125	668	1721	690	721	428	1103	442

### Blanking Panels



Part Number	Description	Std. Pkg. Qty.	Std. Ctn. Qty.
<b>TLBP1S-V</b>	Tool-less blanking panel, 1 RU, suit cage nut holes.	5	50
<b>TLBP2S-V</b>	Tool-less blanking panel, 2 RU, suit cage nut holes.	5	50
<b>CPAF1BLY</b>	Blanking panel, angled, 1 RU.	1	10
<b>CPAF2BLY</b>	Blanking panel, angled, 2 RU.	1	10
<b>FLBSIM-51</b>	Full-length blanking shade, 4 – 51 RU.	5	50
<b>BR1B</b>	Blanking panel, brush seal front to back pass-through, 1 RU.	1	10
<b>CPATCBL</b>	Transition cover for angled patch panel.	1	—

## Enterprise

### Labeling



MP300

Part Number	Description	Std. Pkg. Qty.	Std. Ctn. Qty.
MP300/E	Includes MP300 printer, one (1) cassette of S100X150VAM self-laminating labels, rechargeable Li-ion battery pack, hard carrying case, power adapter (MP300-AC), USB cable and magnetic attachments. For use outside of North America.	1	10
C195X040Y1M	Modular patch panel (CP) adhesive label cassette, 1.95" x 0.40".	1	10
C261X035Y1M	Modular patch panel (CPPL) label cassette, 2.61" x 0.35".	1	10
S100X150VAM	Cable self-laminating label cassette.	1	10
R100X150V1M	Turn-Tell™ Patch Cord Label Cassette.	1	10
T100X000VPM-BK	Vinyl continuous tape label cassette, 25mm wide.	1	10

MP300/E is not available in Thailand, Vietnam, Korea and India.

## Copper Tools and Accessories



EGJT-1



TGJT



TGSJT



CBOT24K

Part Number	Description	Std. Pkg. Qty.	Std. Ctn. Qty.
<b>Termination Tools</b>			
EGJT-1	TG jack and Field term plug termination tool, Green colour.	1	—
TGJT	TG jack termination tool, for high-volume installations.	1	—
TGSJT	Angled TG-style jack termination tool.	1	1
EGPT	Field term plug 45 degree cap termination tool, Violet colour.	1	1
CJAST	Copper cable jacket stripper.	1	1
CWST	Copper wire snips.	1	1
PDT110	110 punchdown tool.	1	1
<b>Accessory</b>			
CBOT24K	Cable bundle organising tool.	1	10

## Data Centre

### OM4/OS2 12-Fiber MPO-LC Cassette



Part Number	Part Description	Std. Pkg. Qty.	Std. Ctn. Qty.
<b>QuickNet™ SFQ Cassettes</b>			
FQWZO-12-10U	QuickNet™ SFQ Multimode 12-fibre, Optimized IL, Duplex LC adapter cassette, Universal, used with Method B trunk.	1	10
FQW9N-12-10U	QuickNet™ SFQ Singlemode 12-fibre, Standard IL, Duplex LC adapter cassette, Universal, used with Method B trunk.	1	10
<b>HD Flex™ Cassettes</b>			
FHCZO-12-10U	HD Flex™ Cassette; 1 MPO to 6 Duplex LC; OM4 Fiber and Optimized Loss, Universal, used with Method B trunk.	1	10
FHC9N-12-10U	HD Flex™ Cassette; 1 MPO to 6 Duplex LC; OS2 Fiber and Standard Loss; Universal, used with Method B trunk.	1	10
<b>QuickNet™ Fibre Adapter Cassettes</b>			
FCWZO-12-10U	QuickNet™ Multimode 12-fiber, Optimized IL, Duplex LC adapter cassette, Universal, used with Method B trunk.	1	10
FCWZO-24-10U	QuickNet™ Multimode 24-fiber, Optimized IL, Duplex LC adapter cassette, Universal, used with Method B trunk.	1	10
FCW9N-12-10U	QuickNet™ Singlemode 12-fiber, Standard IL, Duplex LC adapter cassette, Universal, used with Method B trunk.	1	10
FCW9N-24-10U	QuickNet™ Singlemode 24-fiber, Standard IL, Duplex LC adapter cassette, Universal, used with Method B trunk.	1	10
FLEX-OPTI-1RU	HD Flex™ Fiber Cassette Bracket Expansion used on FMT1 & FRE1UBL enclosure.	1	1

Optimized Insertion loss (IL) 0.5dB per channel.

### OM4/OS2 12-Fiber PanMPO™ Trunk Assemblies



Part Number	Part Description	Std. Pkg. Qty.	Std. Ctn. Qty.
<b>Multimode OM4</b>			
FYZTL77Y005M005	OM4 12-fiber trunk, LSZH, PanMPO™ Female to PanMPO™ Female, Polarity B, Optimized IL, Pulling eye end A, 5m.	1	10
FYZTL77Y005M010	OM4 12-fiber trunk, LSZH, PanMPO™ Female to PanMPO™ Female, Polarity B, Optimized IL, Pulling eye end A, 10m.	1	10
FYZTL77Y005M015	OM4 12-fiber trunk, LSZH, PanMPO™ Female to PanMPO™ Female, Polarity B, Optimized IL, Pulling eye end A, 15m.	1	10
FYZTL77Y005M020	OM4 12-fiber trunk, LSZH, PanMPO™ Female to PanMPO™ Female, Polarity B, Optimized IL, Pulling eye end A, 20m.	1	10
<b>Singlemode OS2</b>			
FY9TL77Y005M005	OS2 12-fiber indoor small diameter trunk, LSZH, PanMPO™ Female with 1m breakout to PanMPO™ Female with 1m breakout, Polarity B, Optimized IL, Pulling eye end A, 5m.	1	10
FY9TL77Y005M010	OS2 12-fiber indoor small diameter trunk, LSZH, PanMPO™ Female with 1m breakout to PanMPO™ Female with 1m breakout, Polarity B, Optimized IL, Pulling eye end A, 10m.	1	10
FY9TL77Y005M015	OS2 12-fiber indoor small diameter trunk, LSZH, PanMPO™ Female with 1m breakout to PanMPO™ Female with 1m breakout, Polarity B, Optimized IL, Pulling eye end A, 15m.	1	10
FY9TL77Y005M020	OS2 12-fiber indoor small diameter trunk, LSZH, PanMPO™ Female with 1m breakout to PanMPO™ Female with 1m breakout, Polarity B, Optimized IL, Pulling eye end A, 20m.	1	10

Optimized Insertion loss (IL) 0.5dB per channel. PanMPO™ trunk is also available in other length.

### OM4/OS2 12-Fiber MPO Interconnect

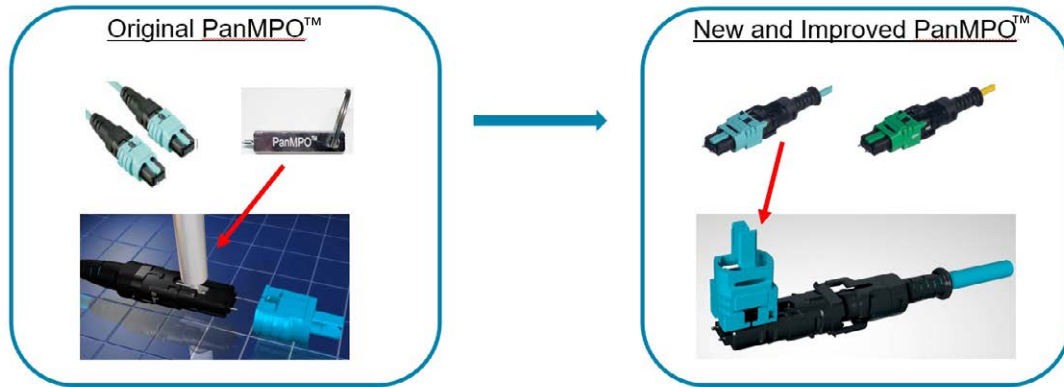


Part Number	Part Description	Std. Pkg. Qty.	Std. Ctn. Qty.
<b>Multimode OM4</b>			
FZTQL5N5NYNM005	OM4 12-fiber, MPO Interconnect Cable Assembly, LSZH, MPO Female to MPO Female, Aqua, 5m.	1	10
FZTQL5N5NYNM010	OM4 12-fiber, MPO Interconnect Cable Assembly, LSZH, MPO Female to MPO Female, Aqua, 10m.	1	10
FZTQL5N5NYNM015	OM4 12-fiber, MPO Interconnect Cable Assembly, LSZH, MPO Female to MPO Female, Aqua, 15m.	1	10
FZTQL5N5NYNM020	OM4 12-fiber, MPO Interconnect Cable Assembly, LSZH, MPO Female to MPO Female, Aqua, 20m.	1	10
<b>Singlemode OS2</b>			
F9TQL5N5NBNM005	OS2 12-fiber, MPO Interconnect Cable Assembly, LSZH, MPO Female to MPO Female, Aqua, 5m.	1	10
F9TQL5N5NBNM010	OS2 12-fiber, MPO Interconnect Cable Assembly, LSZH, MPO Female to MPO Female, Aqua, 10m.	1	10
F9TQL5N5NBNM015	OS2 12-fibre, MPO Interconnect Cable Assembly, LSZH, MPO Female to MPO Female, Aqua, 15m.	1	10
F9TQL5N5NBNM020	OS2 12-fibre, MPO Interconnect Cable Assembly, LSZH, MPO Female to MPO Female, Aqua, 20m.	1	10

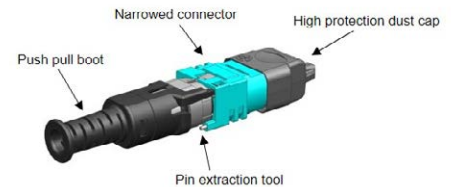
## Data Centre

### New PanMPO™ Fiber Connector

## Can change Gender and Polarity on the field!



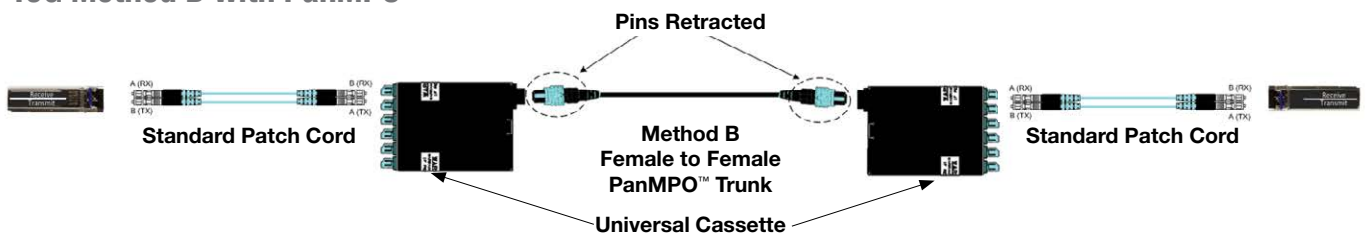
No Separate Tools  
*The pin extraction tool is integrated in the outer housing!*



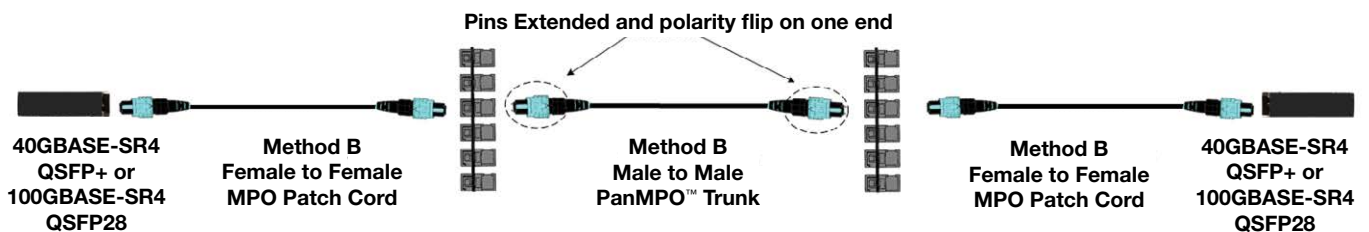
### 10G to 40G/100G Migration

PanMPO™ Connector makes 10G to 40G/100G migration easy.  
 Discover how easy here: [www.panduit.com/panmpo](http://www.panduit.com/panmpo)

### 10G Method B with PanMPO™



### 40G/100G Method B with PanMPO™



Panduit recommends the use of Method B polarity for 40G/100G multimode parallel fibre solutions. Method B (Key Up to Key Up array connectivity) is widely used throughout the industry and is discussed in TIA-568-D.1. Method B array connectivity allows for the same equipment patch cords to be used whether the channel is comprised of the LC based 10GBASE-SR technology using array solutions in the horizontal cabling infrastructure or the MPO based 40GBASE-SR4 technology using array solutions throughout the infrastructure.

To assist with array polarity and gender, Panduit is offering the PanMPO™ which is a gender/polarity changeable MPO connector. PanMPO™ will allow for either male/female gender or key up/key down or key up/key up MPO trunk configurations.

## Data Centre

### QuickNet™ Cassette Patch Panels



**QAPP24BL**



**QPP48HDBL**



**CFAPPBL1**

Part Number	Part Description	Std. Pkg. Qty.	Std. Ctn. Qty.
<b>QAPP24BL</b>	24-port, angled patch panel which accepts QuickNet™ Cassettes and Patch Panel Adapters.	1	10
<b>QPP24BL</b>	24-port, patch panel which accepts QuickNet™ Cassettes and Patch Panel Adapters.	1	10
<b>QAPP48HDBL</b>	48-port, angled high density patch panel which accepts QuickNet™ Cassettes and Patch Panel Adapters.	1	10
<b>QPP48HDBL</b>	48-port, high density patch panel which accepts QuickNet™ Cassettes and Patch Panel Adapters.	1	10
<b>QPPABL</b>	QuickNet™ Patch Panel Adapter which accepts Mini-Com™ Modules for UTP, fibre optic, and audio/visual applications.	1	10
<b>QPPBBL</b>	QuickNet™ Patch Panel Blank.	1	10
<b>QPPLC24</b>	QuickNet™ Patch Panel Label/Label Cover Kit, four labels and covers.	1	10
<b>CFAPPBL1</b>	Flat fiber patch panel which accepts four QuickNet™ FC2 Cassettes.	1	10
<b>CFAPPBL1A</b>	Angled fiber patch panel which accepts four QuickNet™ FC2 Cassettes.	1	10
<b>FAPB</b>	Fiber patch panel blank.	1	10

### QuickNet™ Accessories



**FPFC1**



**FQRCRM**

Part Number	Part Description	Std. Pkg. Qty.	Std. Ctn. Qty.
<b>FPFC1</b>	1 RU fiber patch field protection cover. Includes a labeling card and D-rings. Not compatible with angled patch panels.	1	10
<b>FQRCRM</b>	QuickNet™ Cassette Patch Panel Rear Cable Manager, manages up to one metre of slack for sixteen MTP interconnect cables.	1	10

### HD Flex™ Fiber Cabling System Panels



**FLEX1U06**



**FLEX1UPN06**



**FLEX-PLATE4U**

Part Number	Part Description	Std. Pkg. Qty.	Std. Ctn. Qty.
<b>Sliding Tray</b>			
<b>FLEX1U06</b>	HD Flex™ Fiber Panel, with Sliding Drawer, 1 RU, 12 cassette capacity.	1	—
<b>FLEX2U06</b>	HD Flex™ Fiber Panel, with Sliding Drawer, 2 RU, 24 cassette capacity.	1	—
<b>FLEX4U06</b>	HD Flex™ Fiber Panel, with Sliding Drawer, 4 RU, 48 cassette capacity.	1	—
<b>Fixed Tray</b>			
<b>FLEX1UPN06</b>	HD Flex™ Fiber Panel, 1 RU, 12 cassette capacity.	1	—
<b>FLEX2UPN06</b>	HD Flex™ Fiber Panel, 2 RU, 24 cassette capacity.	1	—
<b>FLEX4UPN06</b>	HD Flex™ Fiber Panel, 4 RU, 48 cassette capacity.	1	—
<b>FLEX-PLATE1U</b>	HD Flex™ Fiber Enclosure Trunk Slack Plate, 1 RU.	1	1
<b>FLEX-PLATE4U</b>	HD Flex™ Fiber Enclosure Trunk Slack Plate, 4 RU.	1	1

### HD Flex™ Cable Managers



**FLEX-FCM1UA**



**FLEX-RCM1U**

Part Number	Part Description	Std. Pkg. Qty.	Std. Ctn. Qty.
<b>FLEX-FCM1UA</b>	HD Flex™ Front Cable Manager, 1 RU, Black.	1	—
<b>FLEX-FCM2UA</b>	HD Flex™ Front Cable Manager, 2 RU, Black.	1	—
<b>FLEX-FCM4UA</b>	HD Flex™ Front Cable Manager, 4 RU, Black.	1	—
<b>FLEX-RCM1U</b>	HD Flex™ Rear Cable Manager, 1 RU, Black.	1	—
<b>FLEX-RCM2U</b>	HD Flex™ Rear Cable Manager, 2 RU, Black.	1	—
<b>FLEX-RCM4U</b>	HD Flex™ Rear Cable Manager, 4 RU, Black.	1	—

## Data Centre

### OM4 Uniboot Duplex LC Patch Cords



FZ2RLU1U1NNM0\*\*

Part Number	Part Description	Std. Pkg. Qty.	Std. Ctn. Qty.
FZ2RLU1U1NNM001	OM4 Duplex LC 2mm, LSZH, Uniboot, Std Polarity Opt IL, patch cord, 1m.	1	10
FZ2RLU1U1NNM002	OM4 Duplex LC 2mm, LSZH, Uniboot, Std Polarity Opt IL, patch cord, 2m.	1	10
FZ2RLU1U1NNM003	OM4 Duplex LC 2mm, LSZH, Uniboot, Std Polarity Opt IL, patch cord, 3m.	1	10
FZ2RLU1U1NNM005	OM4 Duplex LC 2mm, LSZH, Uniboot, Std Polarity Opt IL, patch cord, 5m.	1	10
FZ2RLU1U1NNM010	OM4 Duplex LC 2mm, LSZH, Uniboot, Std Polarity Opt IL, patch cord, 10m.	1	10
FZ2RLU1U1NNM015	OM4 Duplex LC 2mm, LSZH, Uniboot, Std Polarity Opt IL, patch cord, 15m.	1	10
FZ2RLU1U1NNM020	OM4 Duplex LC 2mm, LSZH, Uniboot, Std Polarity Opt IL, patch cord, 20m.	1	10

### OS2 Uniboot Duplex LC Patch Cords



F92RLU1U1ONM0\*\*

Part Number	Part Description	Std. Pkg. Qty.	Std. Ctn. Qty.
F92RLU1U1ONM001	OS2 Duplex LC 2mm, LSZH, Uniboot, Std Polarity, Std IL, patch cord, 1m.	1	10
F92RLU1U1ONM002	OS2 Duplex LC 2mm, LSZH, Uniboot, Std Polarity, Std IL, patch cord, 5m.	1	10
F92RLU1U1ONM003	OS2 Duplex LC 2mm, LSZH, Uniboot, Std Polarity, Std IL, patch cord, 5m.	1	10
F92RLU1U1ONM005	OS2 Duplex LC 2mm, LSZH, Uniboot, Std Polarity, Std IL, patch cord, 5m.	1	10
F92RLU1U1ONM010	OS2 Duplex LC 2mm, LSZH, Uniboot, Std Polarity, Std IL, patch cord, 10m.	1	10
F92RLU1U1ONM015	OS2 Duplex LC 2mm, LSZH, Uniboot, Std Polarity, Std IL, patch cord, 15m.	1	10
F92RLU1U1ONM020	OS2 Duplex LC 2mm, LSZH, Uniboot, Std Polarity, Std IL, patch cord, 20m.	1	10

### Category 6A Patch Cords



UTP28X\*MBU

Part Number	Part Description	Std. Pkg. Qty.	Std. Ctn. Qty.
<b>Category 6A 28 AWG</b>			
UTP28X6INBU	Category 6A UTP 28 AWG short patch cord, Blue, 6 inch.	1	10
UTP28X8INBU	Category 6A UTP 28 AWG short patch cord, Blue, 8 inch.	1	10
UTP28X1MBU	Category 6A UTP 28 AWG patch cord, Blue, 1m.	1	10
UTP28X2MBU	Category 6A UTP 28 AWG patch cord, Blue, 2m.	1	10
UTP28X3MBU	Category 6A UTP 28 AWG patch cord, Blue, 3m.	1	10

Contact Customer Service for other colours and lengths.

## Data Centre

### Security Devices



PSL-DCPLE



FLCCLIW-X



PSL-DCJB

Part Number	Description	Std. Pkg. Qty.	Std. Ctn. Qty.
PSL-DCPLE	Standard RJ45 patch plug lock-in device, ten devices and one removal tool (red).	10	100
PSL-DCPLRE	Recessed RJ45 patch plug lock-in device, ten devices and one removal tool (red).	10	100
PSL-DCPLSE	Super Recessed RJ45 patch plug lock-in device, ten devices and one removal tool (red).	10	100
PSL-DCPLSE-CLCN	Super Recessed RJ45 patch plug lock-in device, ten devices and one removal tool (clear).	10	100
FLCCLIW-X	LC patch plug lock-in device, ten devices and one removal tool.	10	100
PSL-DCJB-BL	Jack module blockout device, ten block-outs (Black) and one removal tool (Black).	1	20
PSL-DCJB-BU	Jack module blockout device, ten block-outs (Blue) and one removal tool (Black).	1	20
PSL-DCJB	Jack module blockout device, ten block-outs (Red) and one removal tool (Black).	1	20

### Cabinets



D-Type Cabinets

Part Number	Description	Std. Pkg. Qty.	Std. Ctn. Qty.
<b>Net-Verse™ Cabinets</b>			
DAE6212B	Net-Verse™ D-Type Cabinet Frame, 42 RU. Top panel with brush openings. Two sets cage nut equipment rails. Single hinge perforated front door. Split perforated rear doors. Horizontally split side panels (4). Two full length PDU brackets. Dimensions: 2045mm × 600mm × 1000mm. Colour: Black.	1	—
DAE6222B	Net-Verse™ D-Type Cabinet Frame, 42 RU. Top panel with brush openings. Two sets cage nut equipment rails. Single hinge perforated front door. Split perforated rear doors. Horizontally split side panels (4). Two full length PDU brackets. Dimensions: 2045mm × 600mm × 1200mm. Colour: Black.	1	—
DAE8212BF	Net-Verse™ D-Type Cabinet Frame, 42 RU. Top panel with brush openings. Two sets cage nut equipment rails. Single hinge perforated front door. Split perforated rear doors. Horizontally split side panels (4). Two full length PDU brackets. Includes cable management fingers. Dimensions: 2045mm × 800mm × 1000mm. Colour: Black.	1	—
DAE8222BF	Net-Verse™ D-Type Cabinet Frame, 42 RU. Top panel with brush openings. Two sets cage nut equipment rails. Single hinge perforated front door. Split perforated rear doors. Horizontally split side panels (4). Two full length PDU brackets. Includes cable management fingers. Dimensions: 2045mm × 800mm × 1200mm. Colour: Black.	1	—

\*Net-Verse cabinet is also available in 45 RU & 48 RU and White colour.

#### Net-Verse™ Cabinet Accessories



TLBP1S-V



FLBSIM-51






BR1B

D6VBPB	Vertical blanking panels, 42/45/48 RU 600mm cabinet, set of 2.	1	—
D8VBPB	Vertical blanking panels, 42/45/48 RU 800mm cabinet, set of 2.	1	—
TLBP1S-V	Tool-less blanking panel, 1 RU, square hole.	1	—
FLBSIM-51	Blanking shade for 4 – 51 consecutive rack units on 19" Std rails, Black.	1	—
BR1B	Blanking panel, brush seal front to back pass-through, 1 RU.	1	—

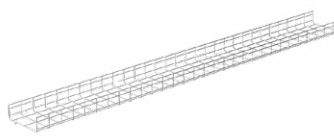







## Data Centre

### ES2P Power Distribution Units (PDUs)

Part Number	Form Factor	Input Current per Phase	Input Phase	Input Plug Type	Outlet Count	Outlet Type	Output Voltage
<b>Basic Power Distribution Units (PDUs)</b>							
 E30B06M	0U Mid	32	1	IEC60309	30	(24)C13, (6)C19	240
E42B11M	0U Full	32	3	IEC60309	42	(30)C13, (12)C19	240
<b>Monitored Input Intelligent PDU</b>							
 E24D03M	0U Full	32	1	IEC60309	24	(20)C13, (4)C19	240
E36D01M	0U Full	32	3	IEC60309	42	(30)C13, (12)C19	240
<b>Monitored and Switched per Outlet Intelligent PDU</b>							
 E24G11M	0U Full	32	1	IEC60309	24	(20)C13, (4)C19	240
E24G06M	0U Full	32	3	IEC60309	36	(24)C13, (12)C19	240

Ask your Panduit representative for different combination and other types of PDU's and environmental monitoring options.

### Wire Basket Overhead Cable Tray Routing System

Part Number	Description	Std. Pkg. Qty.	Std. Ctn. Qty.
<b>Wire Basket Pathway</b>			
 PWB4X12EZ	4" (102mm) height x 12" (305mm) wide x 10 ft. (3 metre) electrozinc long pathway section used to carry cables horizontally throughout the system.	10	—
<b>Wire Basket Intersection Fittings</b>			
 PWBIB4EZ	Wire Basket 4 in. (102mm) radius intersection 90° bracket to make right-angle, tee-angle and fourway cross intersection.	1	—
 PWBHKEZ	Electrozinc Hardware Kit for radius intersection 90° bracket.	50	—
<b>Wire Basket Splice Connectors</b>			
 PWBSPLEZ	Bolted-style electrozinc splice connector quickly joins Wire Basket Pathways at all intersections.	50	—
<b>Wire Basket Waterfalls</b>			
 PWBDKEZ	12" electrozinc drop out kit for cables transitioning down into the racks or cabinets from within the Wire Basket Pathway.	1	—
 PWBWFWEZ	Tool-less electrozinc wide waterfall for cables transitioning down into the racks or cabinets from the side of the Wire Basket Pathway.	1	—
<b>Wire Basket Support Brackets</b>			
 PWBTB12EZ	Bracket used to support 12 in. (305mm) wide Wire Basket Pathway from the ceiling using a pair of 1/2" or 12mm threaded rod drops.	1	—
 PWBSCEZ	Struts clip installed on unistrut bracket used to support 12 in. (305mm) wide Wire Basket Pathway from the ceiling using a pair of 1/2" or 12mm threaded rod drops.	1	—

Ask your Panduit Representative for **additional widths availability** - 4" (100mm), 6" (150mm), 8" (203mm), 18" (457mm) and 24" (610mm) or **additional height availability** - 2" (50mm), 4" (100mm) and 6" (150mm). In addition, Wire Basket is available in Black Colour Option. Contact Panduit Customer Service for additional information or, [www.panduit.com](http://www.panduit.com). For pathway, order number of feet required, in multiples of standard 10' length increments.

## Data Centre

### FiberRunner™ System



Part Number	Part Description	Std. Pkg. Qty.	Std. Ctn. Qty.
<b>Channel 6x4 System</b>			
FR6X4YL6	6x4 FiberRunner™ Channel, 6 foot length.	6	36
FRBC6X4YL	6x4 FiberRunner™ Base Coupler.	1	5
<b>Fittings 6x4 System</b>			
FRRA6X4LYL	6x4 FiberRunner™ Right Angle.	1	5
FRT6X4LYL	6x4 FiberRunner™ Tee.	1	5
<b>Brackets 6x4, 12x4 or 24x4 System</b>			
FR6TRBN12M	6x4 FiberRunner™ Threaded Rod Support Bracket, 12mm.	1	10
FR12TB12M	12x4 FiberRunner™ Trapeze Bracket, 12mm.	1	10
FR24TBN12M	24x4 FiberRunner™ Trapeze Bracket, 12.7mm.	1	10
<b>Channel 12x4 System</b>			
FR12X4YL6	12x4 FiberRunner™ Channel, 6 foot length.	6	12
FRBC12X4LYL	12x4 FiberRunner™ Base Coupler.	1	5
<b>Fittings 12x4 System</b>			
FRRA12X4LYL	12x4 FiberRunner™ Right Angle.	1	—
FRT12X4LYL	12x4 FiberRunner™ Tee.	1	—
Channel for 6x4 and 12x4 are also available in 10 feet.			
<b>Channel 24x4 System</b>			
FR24X4YL10	24x4 FiberRunner™ Channel, 10 foot length.	1	—
FRBC24X4LYL	24x4 FiberRunner™ Base Coupler.	1	—
<b>Fittings 24x4 System</b>			
FRH4524X4LYL	24x4 FiberRunner™ 45° horizontal turn.	1	—
FRT24X4W12LYL	24x4 FiberRunner™ Tee.	1	—
<b>Spillovers</b>			
FRSPJ4X4LYL	FiberRunner™ Spillover with 4x4 exit.	1	—
FRIDT4X4LYL	FiberRunner™ Spillover adapter for two corrugated tube exits, requires 4x4 base coupler to attach to spillover.	1	5
FRBC4X4LYL	4x4 FiberRunner™ Base Coupler.	1	5
FRSPJ2X2LYL	FiberRunner™ Spillover with 2x2 exit.	1	—
FIDT2X2LYL	One port spill out to corrugated tube, to suit FRSPJ2X2YL exit.	1	5
FBC2X2LYL	2x2 base coupler required for attaching FIDT2X2YL to FRSPJ2X2YL.	1	5
CLT150F-X4F	Corrugated tube, Yellow, 10 foot length.	1	—

Covers are available for channel and fittings and are sold separately. This is just part of the extensive range of fittings and mounting brackets available for the FiberRunner™ System. Please consult your panduit representative for advice or visit: [www.panduit.com](http://www.panduit.com).

## Data Centre

### Cable Ties and Bundling



Part Number	Description	Std. Pkg. Qty.	Std. Ctn. Qty.
HLM-15R0	Hook & loop roll, 4.6m L, 8.4mm W, Black.	1	10
HLS-75R0	Hook & loop roll, 22.9m L, 19mm W, Black.	1	10
HLS-15R0	Hook & loop roll, 4.6m L, 19mm W, Black.	1	10
HLT2I-X0	Hook & loop tie, loop style, 203mm L, 12.7mm W, Black.	10	100
TTR-35RX0	Hook & loop roll, 10 roll-pack, low profile, 10.7m L, 19mm W, Black.	1	10
TTR-75R0	Hook & loop roll, low profile, 22.8m L, 19mm W, Black.	1	10
ERT2M-C20	Elastomeric cable ties, Miniature cross section, 216mm L, tensile strength: 80, bundles up to 60mm, Black.	100	1000

### Cable Accessories



Part Number	Description	Std. Pkg. Qty.	Std. Ctn. Qty.
ABMM-A-D	4-way adhesive backed cable tie mount, mounted with rubber adhesive tape. 19.1mm L, 19.1mm W, White.	500	5000
ABM2S-A-D	4-way adhesive backed cable tie mount, mounted with rubber adhesive tape. 25.4mm L, 25.4mm W, White.	500	5000
ABMT-A-C	Cable tie mount for use with HLT/HLS Tak-Ty™ Hook & Loop Cable Ties, mounted with a rubber adhesive tape. 28.5mm L, 28.5mm W, Natural.	100	1000
ABMT-A-C20	Cable tie mount for use with HLT/HLS Tak-Ty™ Hook & Loop Cable Ties, mounted with a rubber adhesive tape. 28.5mm L, 28.5mm W, Black.	100	1000
BEC38-A-L	Adhesive backed bevel entry clip, 9.7mm bundle, Natural.	50	500
ACC19-A-C	Adhesive backed cord clip, 4.8mm bundle, Natural.	100	1000
CLT150F-X4F	Corrugated loom tubing slit wall measures 38.1mm x 3.0m, Yellow.	1	—
GEE99F-A-C	Slotted grommet edging with adhesive lined, 0.099" thickness, Natural.	1	—

# Panduit Certification Plus<sup>SM</sup> System Warranty


The Certification Plus System Warranty is a 25-year standards-based, performance warranty covering Panduit-branded copper and fiber connectivity hardware, and Panduit-branded cable or approved manufacturer’s cable, used in structured cabling systems that meet program requirements[1]. In the event the registered link and/or channel fails to perform per the referenced Commercial Building Telecommunications Cabling Standards, Panduit will repair and/or replace the relevant Panduit product free of charge, provided all program requirements are met.

End users are issued a Certification Plus System Warranty directly and are afforded a single-point of contact at Panduit to handle questions and issues as they arise. In addition, the program is flexible, allowing eligible adds, moves and changes to be submitted for registration either at the time of completion or at a later date, when the changes have accumulated.

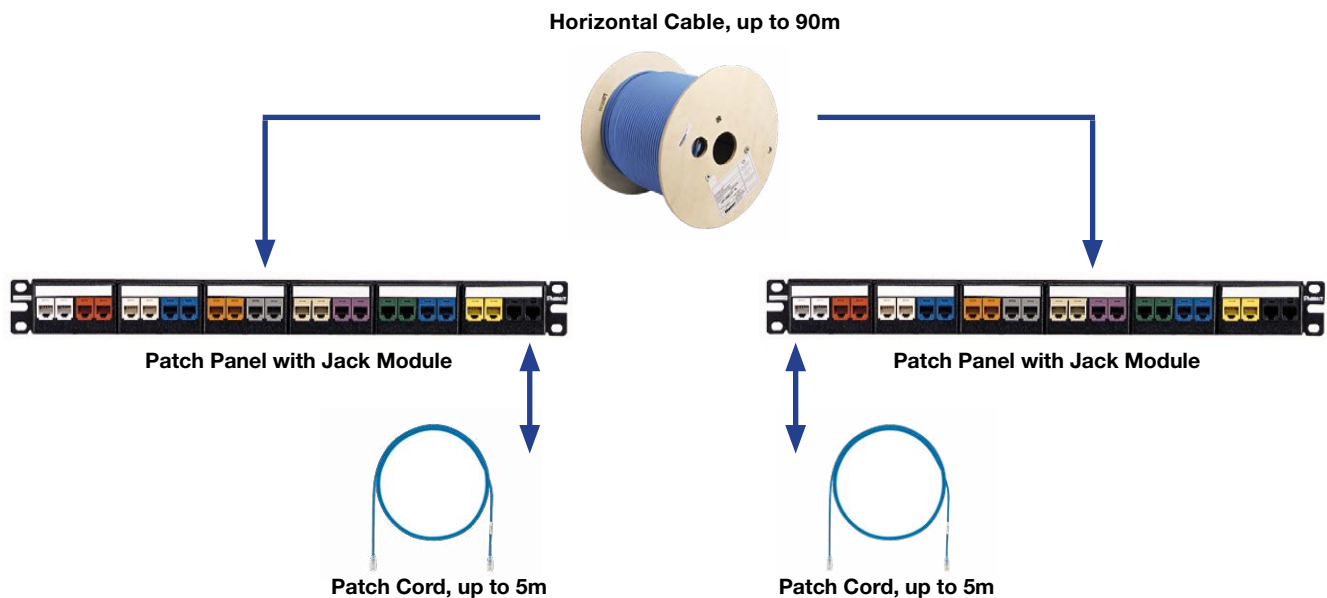
Eligible installations that meet program requirements are warranted as follows:

## Copper Solution


### 1. Permanent Link (up to 90m)



### 2. Channel Link (up to 100m)



## 3. MPTL Link (up to 90m)



### Conditions for Copper Solution:

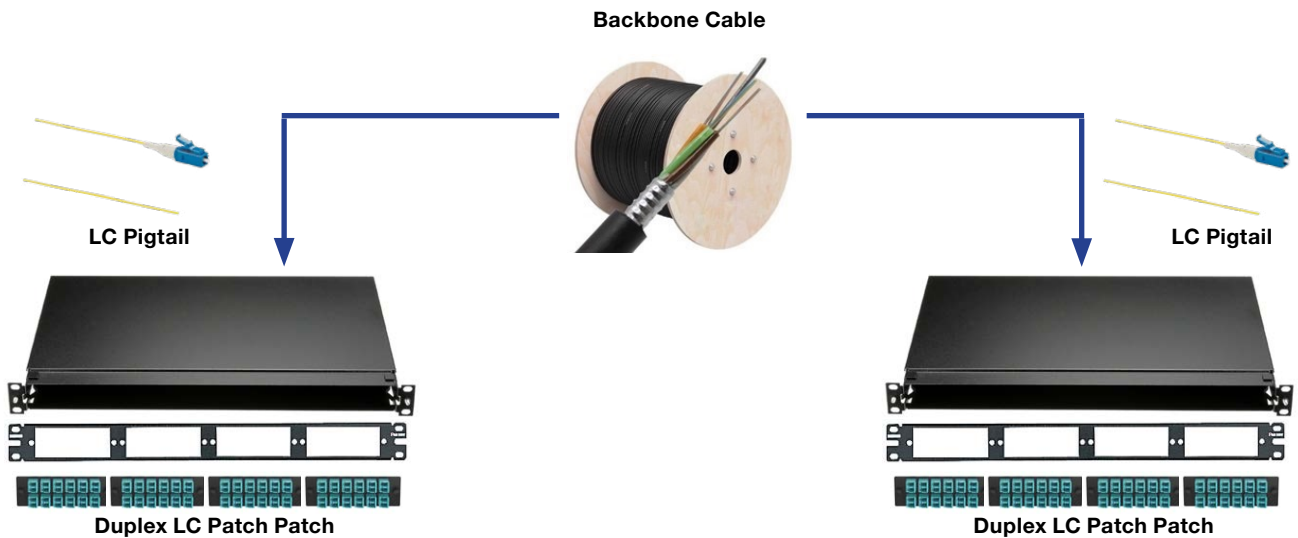
- Tester must indicate PASS result based on TIA or ISO standards\*.
- Tester must be approved brand by Panduit.

Note: Reach out to Panduit Representative for more information.

*\*subjected to customer contract*

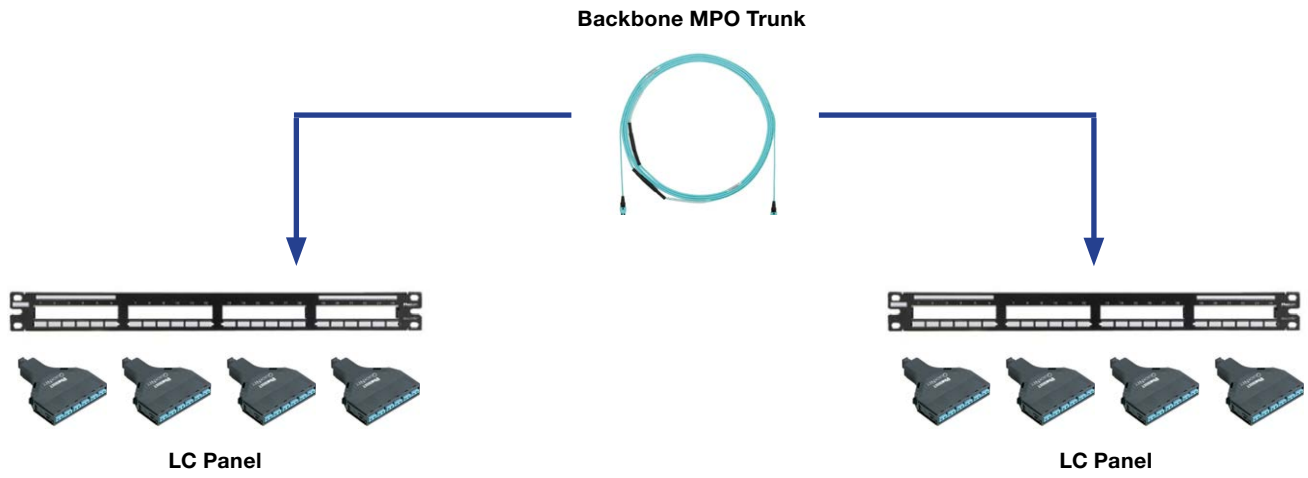
## Fiber Solution (Single Mode and Multi Mode based on insertion loss)

### 1. LC Splicing Link

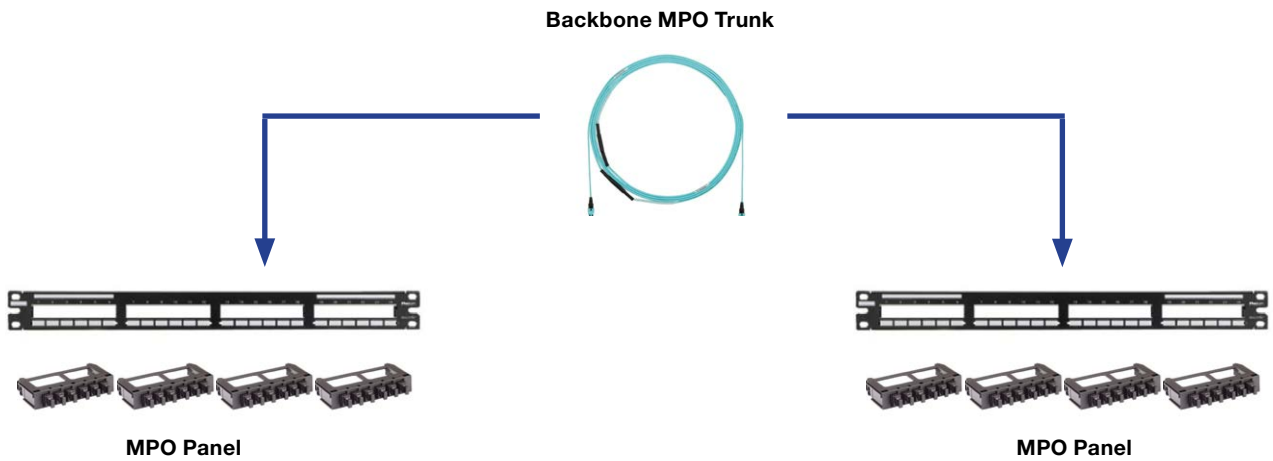


\*Splice Tray are not required as part of warranty requirement but recommended for splice management.  
 Note: This illustration is not the only deployment method.

### 2. MPO-LC Link



### 3. MPO-MPO Link



Note: This illustration is not the only deployment method.

#### Conditions for Fiber Solution:

- Tester must indicate PASS result based on TIA or ISO standards\*.
- Tester must be approved brand by Panduit.

Note: Reach out to Panduit Representative for more information.

*\*subjected to customer contract*

# Panduit Technology Blog

The Panduit Network Infrastructure Technology Blog is your go-to source for the latest innovations, news, and best practices in network infrastructure. We share cutting-edge solutions and insights to help you create meaningful connections in your data centers, enterprise networks, and industrial environments.

Our expert content keeps you informed about emerging trends and technologies, ensuring you stay ahead of the curve. Join our community to explore in-depth articles, industry updates, and practical tips designed to enhance your network infrastructure knowledge.

Stay connected with Panduit for a smarter, more efficient future by scanning the QR code or visit: <https://mkt.panduit.com/apac-blog.html>





# PANDUIT™

Panduit Singapore Pte. Ltd.

60 Tuas Avenue 11

Singapore 639106

[cs-ap@panduit.com](mailto:cs-ap@panduit.com)

1-800-PANDUIT (Singapore)

1800 801 435 (Malaysia)

001 803 65 7571 (Indonesia)

001 800 65 6385 (Thailand)